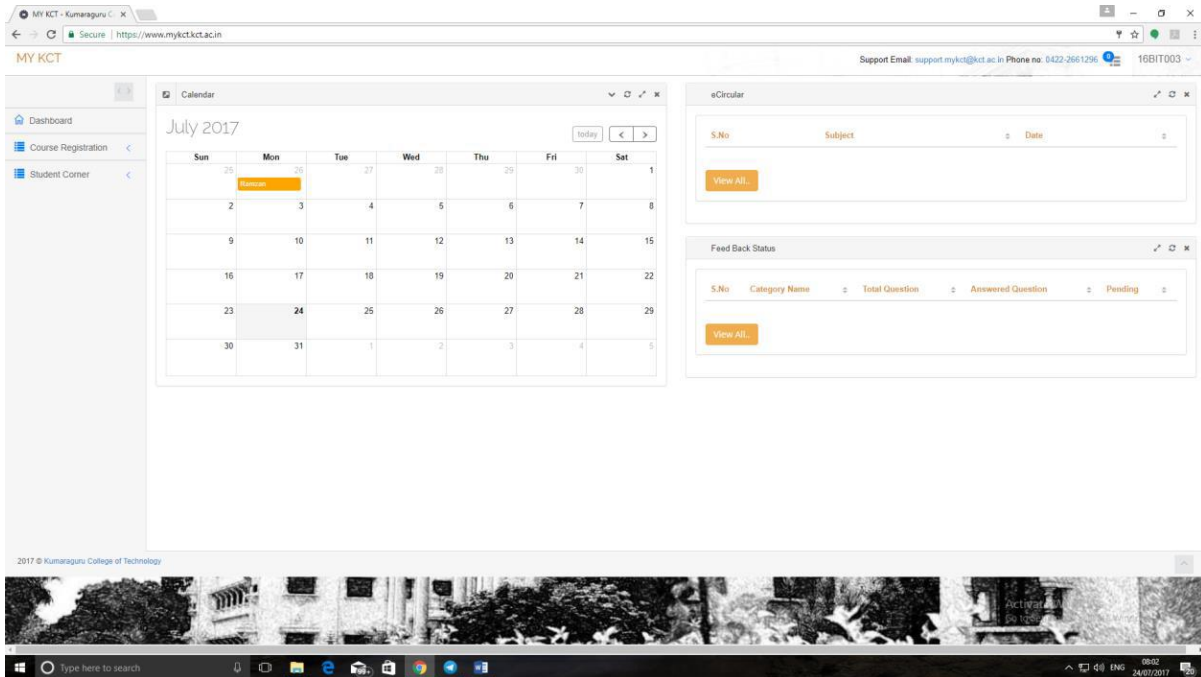


PHOTOCOPYING-STEPS TO BE FOLLOWED

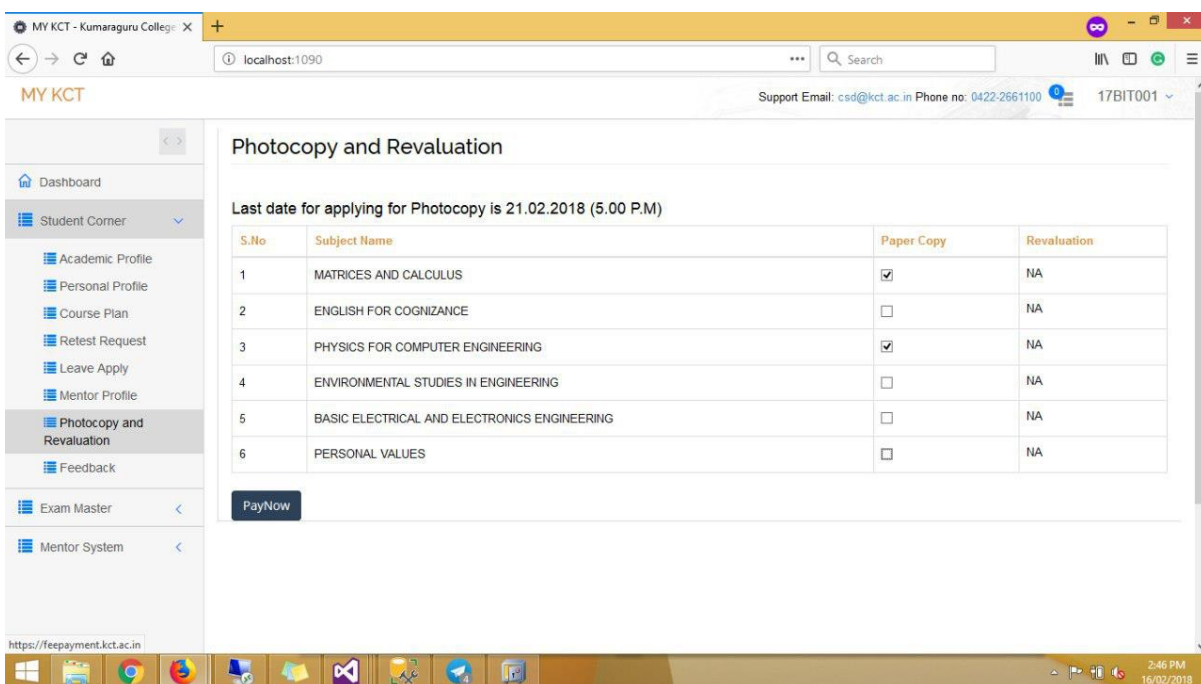
Step 1: Login to ERP with the address www.mykct.kct.ac.in

If you forgot your password please drop a mail to csd@kct.ac.in from your KCT gmail ID

In the ERP login, click the main tab Student corner in the left side panel- you can see the option for Photocopy and Exam Revaluation

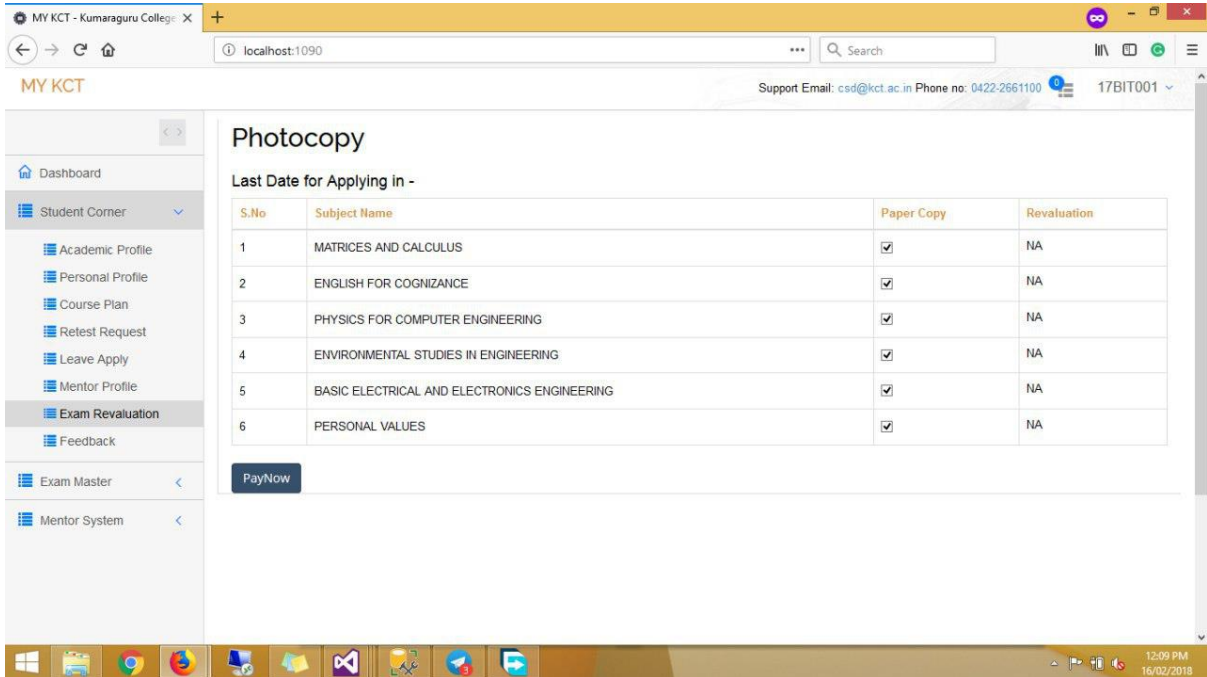


Step 2: The list of subjects will appear on the right side of the panel



PHOTOCOPYING-STEPS TO BE FOLLOWED

Step3: Click the subjects that you wish to apply for revaluation and go to payment by clicking the “Paynow” button.

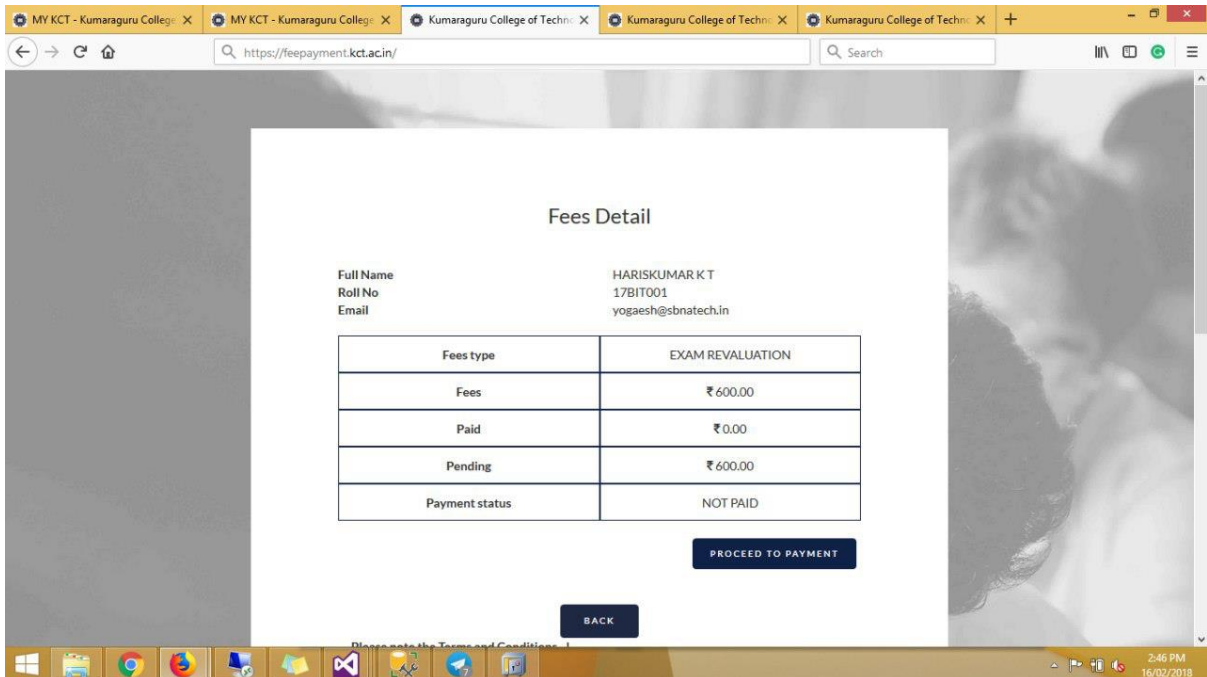


The screenshot shows the 'MY KCT' web portal interface. On the left is a navigation menu with options like 'Dashboard', 'Student Corner', 'Academic Profile', 'Personal Profile', 'Course Plan', 'Retest Request', 'Leave Apply', 'Mentor Profile', 'Exam Revaluation', 'Feedback', 'Exam Master', and 'Mentor System'. The main content area is titled 'Photocopy' and includes the text 'Last Date for Applying in -'. Below this is a table with the following data:

S.No	Subject Name	Paper Copy	Revaluation
1	MATRICES AND CALCULUS	<input checked="" type="checkbox"/>	NA
2	ENGLISH FOR COGNIZANCE	<input checked="" type="checkbox"/>	NA
3	PHYSICS FOR COMPUTER ENGINEERING	<input checked="" type="checkbox"/>	NA
4	ENVIRONMENTAL STUDIES IN ENGINEERING	<input checked="" type="checkbox"/>	NA
5	BASIC ELECTRICAL AND ELECTRONICS ENGINEERING	<input checked="" type="checkbox"/>	NA
6	PERSONAL VALUES	<input checked="" type="checkbox"/>	NA

Below the table is a 'PayNow' button. The browser address bar shows 'localhost:1090' and the page header includes 'Support Email: csd@kct.ac.in Phone no: 0422-2661100' and '17BIT001'.

Step 4: Based on the number of courses selected, the total fee will be generated and by clicking on the “Proceed to Payment” button, payment can be done



The screenshot shows the 'Fees Detail' page on the MY KCT web portal. The page displays the following information:

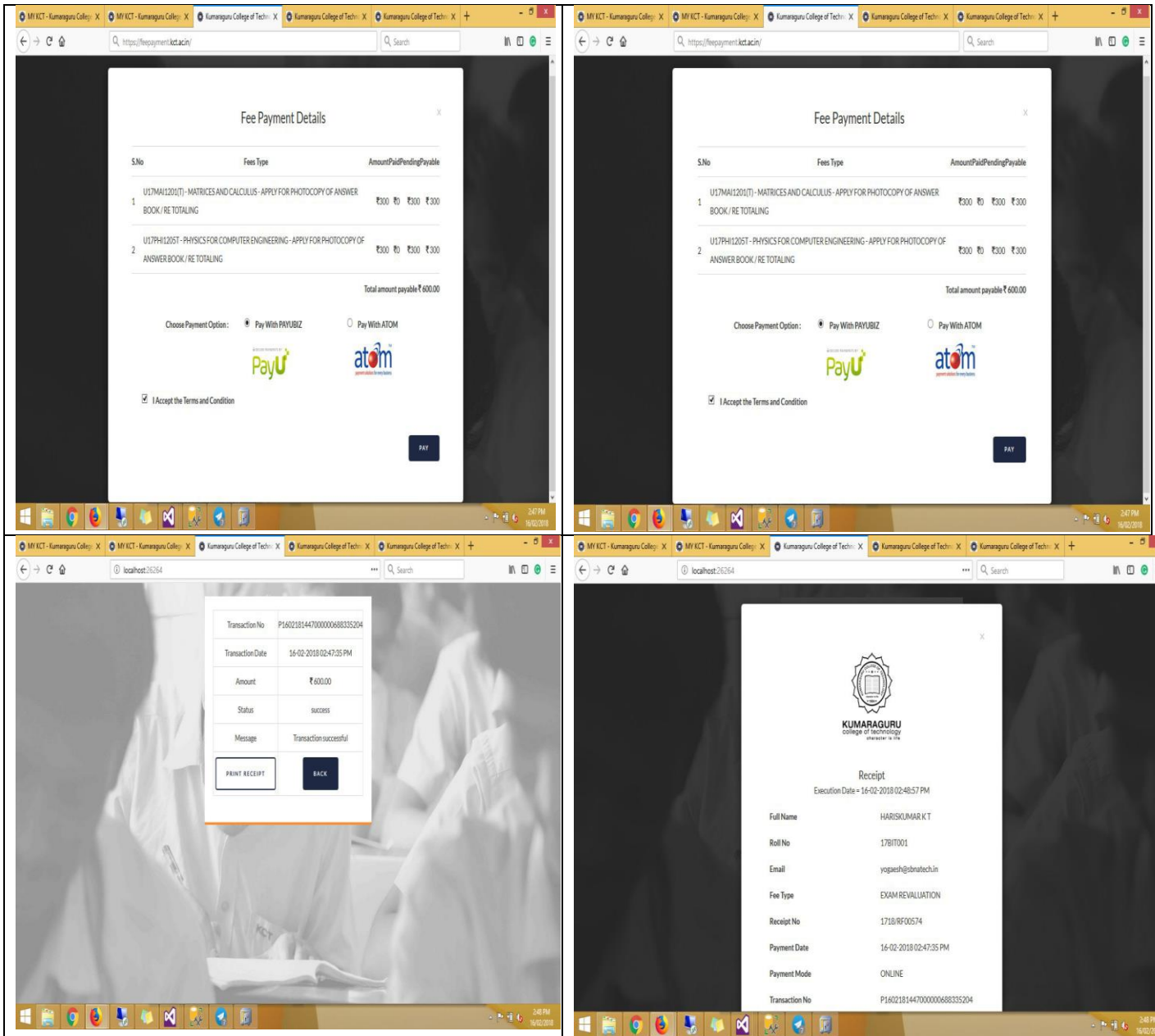
Full Name: HARISKUMAR KT
Roll No: 17BIT001
Email: yogaesh@sbntech.in

Fees type	EXAM REVALUATION
Fees	₹ 600.00
Paid	₹ 0.00
Pending	₹ 600.00
Payment status	NOT PAID

Below the table are two buttons: 'PROCEED TO PAYMENT' and 'BACK'. The browser address bar shows 'https://feepayment.kct.ac.in/'.

PHOTOCOPYING-STEPS TO BE FOLLOWED

Step 5: Once the payment is made, receipt will be generated as a soft copy by clicking on the Button “Print Receipt”



The screenshots illustrate the final steps of the photocopying payment process:

- Fee Payment Details:** A table showing two items for photocopying, each for ₹300, totaling ₹600.00. Payment options include Pay With PAYUBIZ and Pay With ATOM. A "PAY" button is visible.
- Transaction Confirmation:** A modal window showing transaction details: Transaction No: P160218144700000688335204, Transaction Date: 16-02-2018 02:47:35 PM, Amount: ₹600.00, Status: success, and Message: Transaction successful. It includes "PRINT RECEIPT" and "BACK" buttons.
- Receipt Generation:** A receipt page with the KUMARAGURU logo and the following details:

Receipt	
Execution Date = 16-02-2018 02:48:57 PM	
Full Name	HARISKUMAR.K.T
Roll No	17B17001
Email	yogesh@bnatech.in
Fee Type	EXAM REVALUATION
Receipt No	1718/RF00574
Payment Date	16-02-2018 02:47:35 PM
Payment Mode	ONLINE
Transaction No	P160218144700000688335204